

Assessment of the adhesive capacity of asphalt binders in the aggregate-binder bonds by means of new methodology.

Evaluación de la capacidad adhesiva de los cementos asfálticos en la matriz árido-ligante mediante una nueva metodología.

Gonzalo Valdés Vidal, PhD.^{AP, AOC.}

Departamento de Ingeniería de Obras Civiles

Universidad de La Frontera, Chile.

gonzalo.valdes@ufrontera.cl

+56/45/2325680

Francisco Salazar 01145, Temuco, Chile.

Rodrigo Miró Recasens, PhD.

Universidad Politécnica de Cataluña, España.

r.miro@upc.edu

Adriana Martínez Reguero, PhD.

Universidad Politécnica de Cataluña, España.

adriana.martinez@upc.edu

Abstract

The main goal of this study is to present a new methodology to characterize the adhesive capacity (cohesion and adhesion capacity) of asphalt binders by means of new mechanical parameters. This methodology is based on the Fenix test, a test recently developed in Spain. This method assesses the cracking resistance of the asphalt mixtures, and it has been adapted to characterize the bonding power of asphalt binders. The main parameters achieved with this procedure are related to the energy dissipated during the breaking between the asphalt binder and the aggregate, when these materials are subjected to tensile stress; essential parameters related to the adhesive capacity of asphalt binders. The results of an experimental stage are presented in this research, in which the proposed methodology has been applied to analyse the behaviour of the binder in the aggregate-binder matrix according to temperature variation and the effect of water and ageing; taking into account aggregates of the same origin and with a different shape pattern. The results show that the parameters achieved from this new methodology allows characterizing the adhesive capacity of asphalt binders in the different conditions assessed.

Resumen

El principal objetivo de este estudio es presentar una nueva metodología para caracterizar la capacidad adhesiva (capacidad conjunta de cohesión y adhesión) de los cementos asfálticos mediante nuevos parámetros mecánicos. Esta nueva metodología está basada en el ensayo Fénix, desarrollado recientemente en España. Este método permite evaluar la resistencia a fisuración de las mezclas asfálticas, pero ha sido modificado para caracterizar el poder adhesivo de los cementos asfálticos. Los principales parámetros obtenidos están relacionados con la energía disipada en la ruptura de los puentes de adherencia entre el árido y el ligante cuando estos materiales están sometidos a esfuerzos de tracción. Los resultados de la fase experimental de investigación son presentados en este artículo, los cuales derivan de la aplicación de la nueva metodología propuesta para evaluar el comportamiento del cemento asfáltico en la matriz árido-ligante de acuerdo a la variación de la temperatura, el efecto del agua y el envejecimiento, tomado en cuenta áridos del mismo origen, pero diferente forma geométrica. Los resultados obtenidos muestran que la metodología propuesta permite caracterizar la capacidad adhesiva de los cementos asfálticos para las condiciones evaluadas.

Keywords: Asphalt binders, aggregate-binder bonds, adhesive capacity, cohesion, Fénix test.

Introduction

Asphalt mixtures are the most widely used material in the construction of road pavements (Norambuena, Castro, Del Coz, & García, 2011). However, bonding failure between the asphalt binder and the aggregate surface is one of the main causes of distress occurring in asphalt pavements. The bonding failure is caused by a combination of two types of failure: cohesive and adhesive failure. Cohesive failure happens when bonds rupture between molecules in the asphalt film. On the other hand, adhesive failure happens when bonds between molecules of different phases (i.e., aggregate and asphalt) rupture (Valdés, Miró, Martínez, & Calabi, 2014). Since this work studies the aggregate-asphalt interaction (two different materials) the adhesive capacity concept will be used as the binder combined capacity related to the cohesive and adhesion forces that intervene together in the aggregate-asphalt matrix failure.

Adhesion and cohesion asphalt binder properties in asphalt mixtures are basic and essential for the right functioning and durability of flexible pavement structures (Airey G. , 2011; Airey, Collop, & Elliot, 2007; Jakarni, 2012; Moreno, García, Rubio, & Martínez, 2014; Pérez & Bardesi, 2006). The characterization of the behaviour of the asphalt binder has been frequently carried out, basically, by means of simple tests that assess only partially the properties of the binder, and generally to a certain controlled temperature, for instance penetration, softening point, ductility, fragility point, viscosity, among others (Pérez & Bardesi, 2006; Pérez & Miró, 2002). However, these traditional procedures do not assess the main property of the asphalt binder: to provide the right adhesive capacity or bonding power to the aggregates particles in an asphalt mixture, which does not depend only on the binder features, but also on the physical characteristics -or properties- of the aggregate it is interacting with, just as it

happens in the highway (Valdés, Calabi, Miró, & Osses, 2013; Airey G., 2011; Chen, Chan, & Lin, 2005). Additionally, the different climate conditions of a country make the adhesive characteristic of aggregates - according to the thermal susceptibility of asphalt pavement - to be a very influential factor in the structural and functional behaviour of an asphalt mixture in the pavement (Aguiar, et al., 2013). This adhesive characteristic is usually not taken into account during the stages of assessment and design of the material.

In the same context, there are two other phenomena that influence on the adhesive capacity a binder can provide to the aggregate-binder matrix. One of those is moisture damage or water sensitivity. This phenomenon is characterized by a loss of adhesion, which causes a type of malfunctioning, typically accompanied by the debonding of the binder from the aggregate surface, as a result of water penetration in the aggregate-binder interface (Airey, Collop, & Elliot, 2007; Aguiar, et al., 2013; Caro-Spínel & Alvarez-Lugo, 2002; Botasso, Balige, González, Bisio, & Berardo, 2005). From this phenomenon, numerous types of damages stem from adhesiveness failure, such as: ravelling of the mixture, tyre-markings, superficial debonding and fatigue cracks, which if not repaired, can lead to severe pavement structural damage, which in turn, derive in an early loss of serviceability, therefore, of their life span (Jakarni, 2012).

The other phenomenon that affects the adhesive capacity of a binder is ageing. This process is characterized by a hardening of the binder due to an oxidation process (Lu & Isacsson, 2002). During this process some oxidized products generate, such as carboxylic acids, sulfoxide anhydrid and ketones, all polar compounds. This increase in the polarity of the system causes a phenomenon of

adding tarmac molecules, turning them into bigger and heavier molecules. (Airey G. , 2003; Pérez & Miró, 2001; Read & Whiteoak, 2003). This process causes the binder to stiffen up making it more fragile; allowing the presence of cracks through which water can leak, damaging the pavement structure (Malan, Straus, & Hugo, 1989; Nesnas & Nunn, 2004).

According to what has been mentioned before, it is possible to make clear the importance of the proper evaluation, for asphalt pavement structures, of the adhesion property that asphalt binders can

provide to aggregates, which varies according to the physical properties of aggregates, the thermal susceptibility, the effect of water and the ageing of the asphalt binder. Consequently, the main goal of this research study is to present a new methodology based on an adaptation of the Fénix test procedure (Valdés, Pérez-Jiménez, & Botella, 2009; Miró, Martínez, Pérez, Botella, & Valdés, 2012), to asses the adhesion that different types of asphalt binders have on different aggregates, considering the effects of temperature variations, water effect and ageing.

Methodology and Testing Plan

Modified Fénix Test

This section presents the methodology used for the present research, based mainly on the modification of the load application speed of the Fenix test and the usage of specimens manufactured with the aggregate gradation used in the Universal Method for the Characterization of Binders, UCL (Spanish name of the method) (Pérez & Miró, 2002). The adapted procedure consists in subjecting half a cylindrical specimen - with a 6 mm deep notch in the central axis - to a tensile stress, at a speed of 10 mm per minute. The specimens are manufactured

according to the UCL method using the Marshall procedure, applying 50 blows per side and with a fixed binder content of 4.5% (by weight of the aggregate) and a gradation composed of 80% of aggregate size between 2.5 and 5 mm and 20% of aggregate size between 0.63% and 2.5 mm. Once the specimen has been cut and notched, its flat sides are fixed to steel plates which in turn are fixed to the press pistons, allowing a rotation movement about fixing points during the tensile stress, Figure 1.

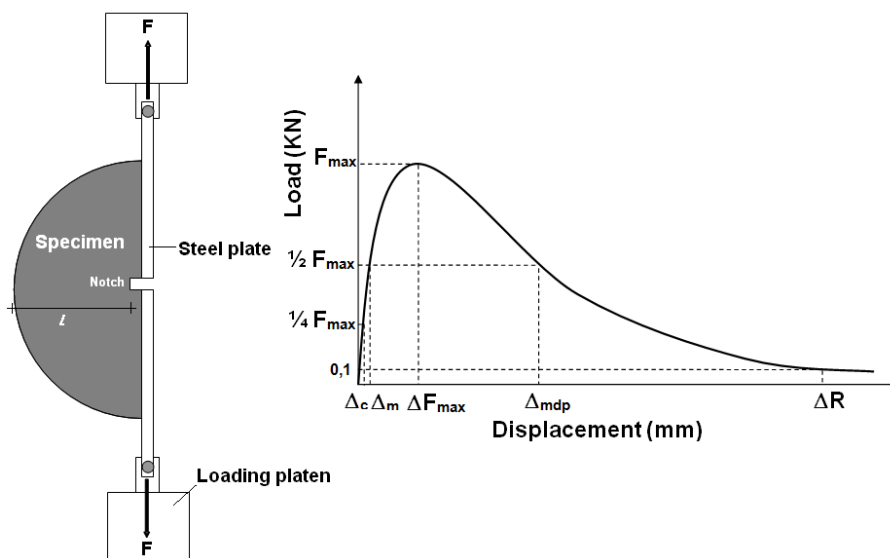


Figure 1: Fénix test and typical load vs. displacement output curve.

(Source: own elaboration)

During the carrying out of the test, the generated loads in relation to the displacements are recorded with a data collector device. Using this data a load-displacement curve is plotted, which makes possible to obtain the mechanic parameters that characterize the behaviour of the binder. The main parameters

obtained from these load-displacement curves are: the peak load, F_{max} , the tensile stiffness index (equation 1), the displacement after load-peak to 50%, Δ_{mdp} , the dissipated energy in the breaking process, G_D (equation 2) and the tenacity index, I_T (equation 3).

$$IRT = \frac{1/4 F_{max}}{\Delta_m - \Delta_c} \quad (E.1)$$

IRT : tensile stiffness index (kN/mm)

F_{max} : peak load (kN)

Δ_m : displacement before peak load at $1/2 F_{max}$ (mm).

Δ_c : displacement before peak load at $1/4 F_{max}$ (mm).

$$G_D = \frac{\int_0^{\Delta R} F(x) \cdot dx}{S} \quad (E.2)$$

G_D : dissipated energy in break process (J/m²)

F : load (kN)

x : displacement (mm)

ΔR : breaking displacement (mm)

S : breaking area (m²)

$$I_T = \frac{\int_{\Delta_{F_{max}}}^{\Delta R} F(x) \cdot dx}{S} \times (\Delta_{mdp} - \Delta_{F_{max}}) \quad (E.3)$$

I_T : tenacity index (J mm/m²).

$\Delta_{F_{max}}$: displacement to F_{max} (mm).

Δ_{mdp} : displacement after peak load to $1/2 F_{max}$ (mm).

S : breaking area (m²)

In order to evaluate the temperature effect over the adhesion the binder provides to aggregates the Fenix test was carried out to temperatures of -10°C, 0°C, 10°C and 20°C. Also evaluated were the effect of water and ageing after conditioning the specimens according to the UCL method; in order to evaluate the effect of water in the adhesiveness of the binders, the specimens are submerged in water at 60°C during 24 hours, and to evaluate the effect of ageing, the specimens are introduced in an oven with forced ventilation at 80° C

during periods of 2 and 8 days (Pérez & Bardesi, 2006).

In order to evaluate the influence of the type of binder, five asphalt binders were used: three conventional penetration binders, one modified with polymers and one of high modulus.

In order to evaluate the influence of the shape of the aggregate, two types of aggregates were used: both of fluvial origin of the same origin but with a different crushing process.

Materials

Asphalt binders

Five different asphalt binders were selected: three of them conventional binders, two of them were classified into the CA-24 category (according to the Chilean specifications), but with different viscosity, and one was classified into the

category CA-14. Besides, one asphalt binder modified with 5% of polymers SBS (CA-MP) was also evaluated, and one high modulus asphalt binder (CA-AM). The properties of binders used in the study are shown in tables 1 and 2.

Table 1. Properties of conventional asphalt binders evaluated (CA-14 and CA-24)
(Source: own elaboration)

Tests	CA-24 (1)	CA-24 (2)	CA-14	Specs.
Absolute Viscosity at 60°C, 300 mm Hg (P)	3455	2410	1833	(*)
Ductility at 25°C, (cm)	>105	>105	>105	Min 100
Oliensis Spot Test, (% xylene)	< 30	< 30	< 30	Max 30
Cleveland Open Cup Flash Point, (°C)	>232	>290	>290	Min 232
Softening Point R&B, (°C)	50	51.8	51.8	To be reported
Penetration Index	-1.4	-1.7	-1.9	-2.0 a +1.0
RTFOT				
Mass Loss, (%)	0.24	0.4	0.4	Max 0.8
Absolute Viscosity at 60 °C, 300 mm Hg (P)	10952	7230	3911	To be reported
Ductility at 25 °C, 5 cm/min	>105	>105	>105	Min 100
Durability Index	3.2	3.0	2.1	Max 3.5

(*): Min 2400 for CA-24; 1400-2400 for CA-14

Table 2. Properties of non-conventional asphalt binders evaluated (CA-MP and CA-AM)
(Source: own elaboration)

Tests	CA-MP	Specs.	CA-AM	Specs.
Penetration at 25 °C, 100g. 5s. (0.1 mm)	65	60-80	14	12-17
Softening Point R&B, (°C)	76	Min 60	65	Min. 65
Ductility at 5°C (cm)	52	Min 50	-	-
Ductility at 25°C (cm)	98	Min 80	-	-
Penetration Index	4.5	Min +2	-0.62	Min. -1.5
Fraass Brittle Point, (°C)	-18	Max -17	-3	Max. -5
Elastic Recovery (13 °C, 20 cm, 1 hr, %)	66	To be reported	-	-
Cleveland Open Cup Flash Point, (°C)	240	Min 235	> 240	Min. 240
Brookfield Viscosity at 135°C (cP)	-	-	1709	Min. 1200
Brookfield Viscosity at 160°C (cP)	-	-	453.3	Min. 350
RTFOT				
Retained Penetration, (%)			64	Min. 55
Softening Point R&B Increase, (°C)			9	Max. 10

Aggregates

Two different fluvial aggregates were used. The physical properties of the aggregates are shown in table 3, while their shape properties, obtained by means of the methodology put forward by Cheng and others (Chen, Chan, & Lin, 2005), are shown in table 4.

The fluvial aggregates used correspond to a processed material obtained from the Cautin River in the 9th region of Chile.

These aggregates are composed mainly of dolomite particles, basalt, dacites, andesites, rhyolites, sandstone, quartz and quartzite (Moreno & Varela, 1985). The main difference between both fluvial aggregates is their final crushing process: the sphere-particles aggregate (AF2) was obtained from the use of an impact crusher, whereas the more irregular-shaped aggregate (AF1), was obtained from the use of a cone crusher, table 4.

Table 3. Properties of aggregates

(Source: own elaboration)

Tests	AF1	AF1	AF2	AF2	Specifications
	(5-2.5) mm	(2.5-0.63) mm	(5-2.5) mm	(2.5-0.63) mm	
Los Angeles Abrasion Loss (%)	25	-	14.3	-	< 25 - 35%
Specific Gravity (kg/m ³)	2792	2660	2776	2701	2000-3000
Absorption (%)	2.5	0.7	1.8	1.6	< 3

Table 4. Aggregate geometric characteristics from image analysis

(Source: own elaboration)

Aggregate	dL (mm)	dI (mm)	dS (mm)	Elongation ratio	Flatness ratio	Shape factor	Sphericity factor	Particle Index PI
AF1	6.59	3.91	2.21	0.59	0.56	0.43	0.58	20.3
								V10=51.8% V50=50%
AF2	5.55	3.99	2.78	0.72	0.70	0.59	0.71	14.6
								V10=46.1% V50=44.3%

Testing plan

The testing plan is shown in Figure 2. For each condition evaluated three specimens were tested by the modified Fénix test and average parameters were analyzed. The evaluation of the effect of temperature, water and ageing in the bonding power of aggregates was made using the five binders showed in table 1 and the aggregate AF1. Additionally, tests were made to evaluate the methodology's sensibility concerning aggregates of

different shapes. In order to do so, specimens were made using the two types of aggregates included in table 4 and only one asphalt binder, CA-24 (2). For the study of the thermal susceptibility the test was executed at the temperatures of -10 °C, 0 °C, 10 °C and 20 °C, whereas all the other tests were carried out at only one temperature of 10°C. For each evaluated variable, 3 specimens were tested.

	Thermal Susceptibility	Water Effect	Aging Effect	Aggregate Shape Effect
Aggregate - Binder Matrix	CA-24(1) - AF1 CA-24(2) - AF1 CA-14 - AF1 CA-MP - AF1 CA-AM - AF1	CA-24(1) - AF1 CA-24(2) - AF1 CA-14 - AF1 CA-MP - AF1 CA-AM - AF1	CA-24(1) - AF1 CA-24(2) - AF1 CA-14 - AF1 CA-MP - AF1 CA-AM - AF1	CA-24(2) - AF1 CA-24(2) - AF2
Test Temperature	-10 °C 0 °C 10 °C 20 °C	10 °C	10 °C	10 °C

Figure 2: Testing plan.
(Source: own elaboration)

Results Analysis

Thermal Susceptibility

The Fenix parameters obtained at different temperatures for each asphalt binder are shown in the corresponding load-displacement curves in Figure 3. Both, the peak load, F_{max} , and the tensile stiffness index, for all the asphalt pavements, decrease according to the rise in the test temperature. As the temperature rises, the binders are more ductile and their capacity to present higher displacements increases. In terms of dissipated energy in breaking process, GD, -which is directly connected with the work carried out during the breaking process of the aggregate-binder bonds of the evaluated binders (area under the load-displacement curve)- it is noticed that it rises as the binders take higher load-peaks and high break displacements. Finally, another parameter related to the energy in the post-peak process is the tenacity index, IT; this parameter shows the capacity of the binder to keep the aggregates together, once the breaking of the aggregate-binder bonds has begun after reaching F_{max} . For the different binders assessed, the tenacity index shows its peak values when the binders are able to hold

the aggregate particles together, dissipating more energy at higher deformations. For the conventional binders this peak occurs at 10°C, while for the polymer-modified binder this occurs at 0°C, and for the high-modulus binder this event occurs at 20°C, as consequence of their different stiffness.

In general terms, the different asphalt binders assessed, show a similar behaviour tendency to a change of temperature. At low temperatures (-10°C), both the conventional and the non-conventional binders show a higher stiffness and a more fragile failure, bearing high peak loads (F_{max}), and showing low break displacements (ΔR). While this is so at low temperatures, at higher test temperatures (20°C) their stiffness decreases, bearing lower peak loads and increasing their capacity to take deformations. When test temperatures are mild (0° and 10°C) the assessed binders (except the high-modulus binder) show a higher tenacity and a higher dissipated energy during the breaking process of the aggregate-binder

bonds, combining a good capacity to bear loads with a high deformation capacity. The high-modulus binder showed the bigger tenacity, therefore the higher capacity to keep the aggregate-binder

bonds, at the highest test temperatures, as consequence of its high stiffness, while the polymer-modified binder did so at the lowest, as consequence of its lower stiffness.

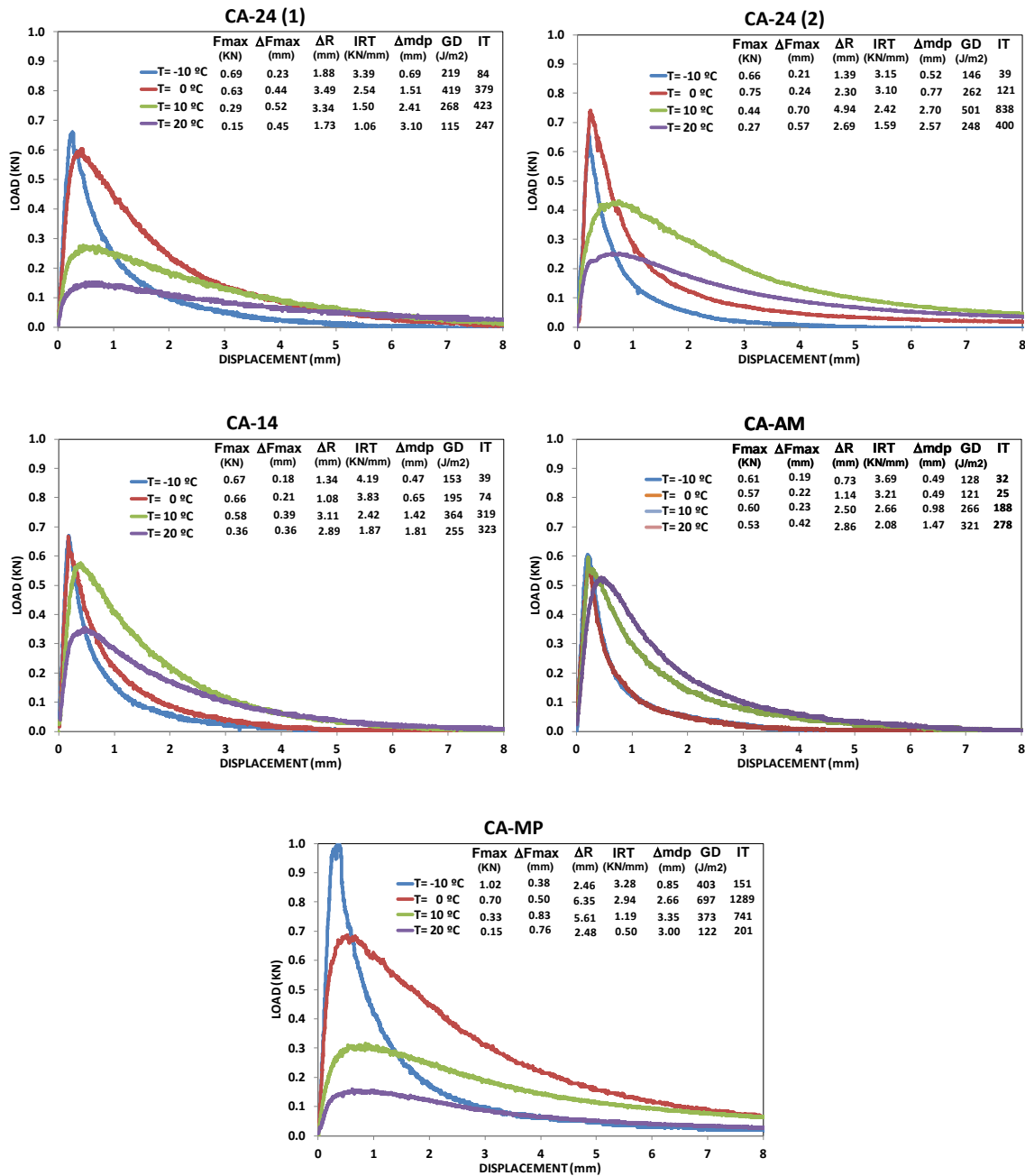


Figure 3. Load vs. displacement output curves of asphalt binders evaluated
(Source: own elaboration)

Water and Ageing Effect

Figure 4 shows the load-displacement curves for the AF1-CA24 (2) after water immersion (a) and ageing (b). In Figure 4(a) it is noticed that, after immersion, the binder loses adhesive capacity given that water reaches the aggregate-binder interface, causing the stripping of the binder from the aggregate surface, which causes in turn a decrease in the binder's capacity to bear loads, and, consequently, both the F_{max} and IRT decrease. On the other hand, the dissipated energy during the breaking process of the aggregate-binder bonds, G_D , as well as the tenacity index, IT, decrease noticeably in all asphalt binders, as shown in Figure 5.

In Figure 4(b) are shown the load-displacement curves after subjecting the binder to the ageing process. As consequence of this oxidation experienced, the binder stiffens up, which results in a

higher fragility. This appears evident in the load-displacement curves, given that F_{max} as well as IRT are higher after ageing, showing that the binder's capacity of post-peak displacements, Δm_{dp} , decreases considerably. Therefore, the tenacity index decreases, since once the breaking of the aggregate-binder bonds has begun, the energy dissipates with a very low displacement. The rise in stiffness and the decrease of deformation and tenacity are a common factor to all asphalt binders evaluated, as shown in Figure 6. At this test temperature, 10°C , the dissipated energy, G_D , also decreases after ageing, but it may not be the case at different temperatures, since this parameter is the result of the combination of the capacity to bear loads and to take deformations; increasing the first while diminishing the latter, as consequence of stiffening after ageing.

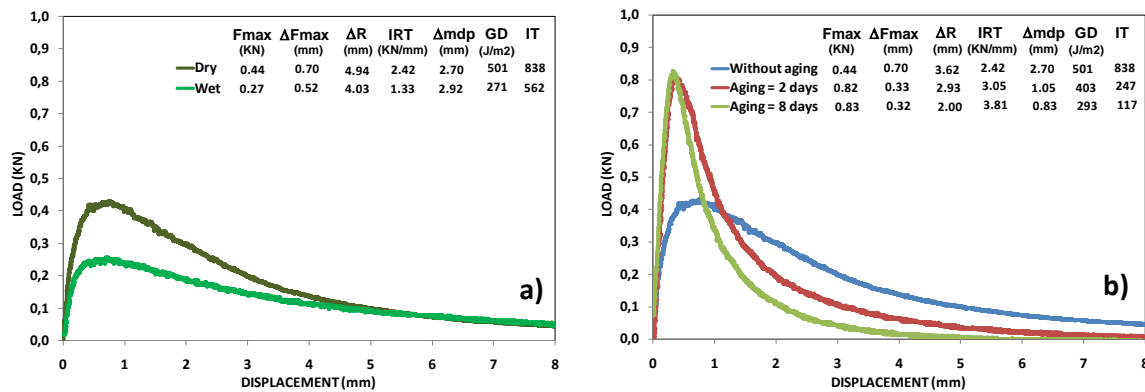


Figure 4. Load vs. displacement output curves: (a) Adhesiveness (water effect) and (b) Ageing. Asphalt cement CA 24 (2), Aggregate type AF1 and temperature 10°C
(Source: own elaboration)

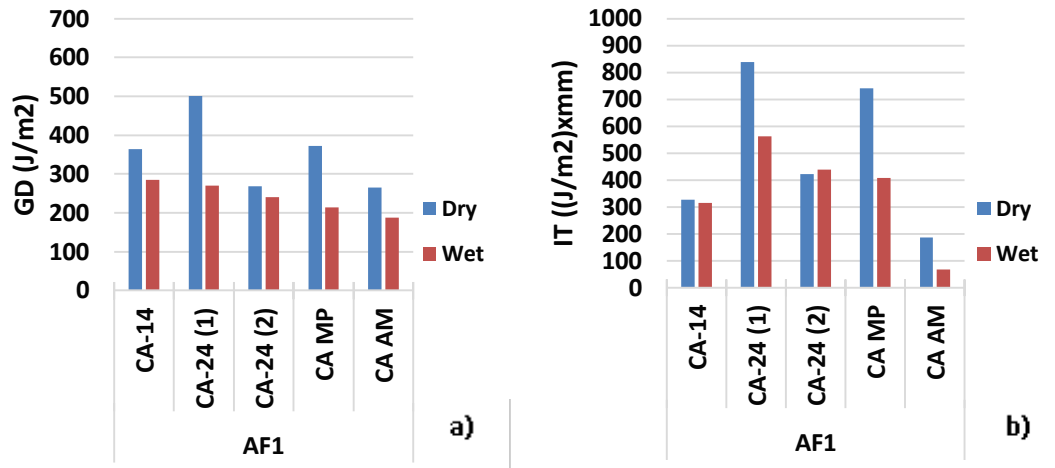


Figure 5. Adhesiveness (water effect): (a) Dissipated Energy and (b) Tenacity Index. (Source: own elaboration)

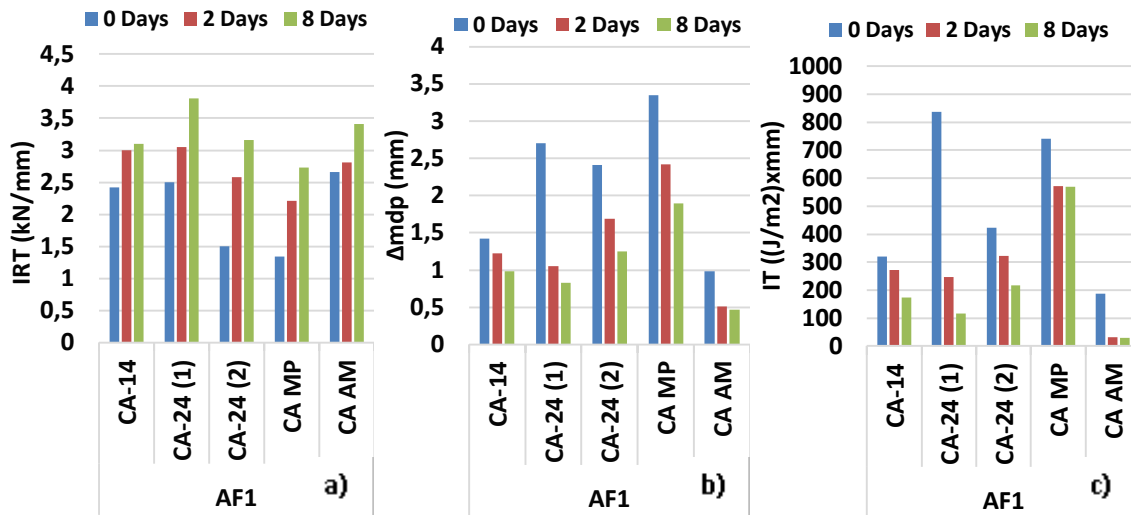


Figure 6. Ageing: (a) Tensile stiffness index, (b) Displacement after peak load to $\frac{1}{2}$ Fmax (mm), and (c) Tenacity index. (Source: own elaboration)

Aggregate Shape Effect

Figure 7 shows the load-displacements curves for two aggregate-binder matrices, formed by the asphalt binder CA-24 (2) and the two evaluated aggregates. In general, the evaluated binder showed a better adhesion to aggregate AF1 than to AF2, since it presents a higher capacity to bear loads along with a higher deformation capacity, which indicates a higher tenacity index, and in this case, a higher dissipated

energy during the breaking process of aggregate-binder bonds, G_D .

Concerning shape parameters shown in table 4, it is noticed that for the particle index, the aggregates AF1 and AF2, obtained particle index values of 20.3 and 14.5 correspondingly. According to results presented by Chen and others (Chen, Chan, & Lin, 2005), the high values of particle index show that the aggregate has a better behaviour due to a high inner

friction. When noticing the behaviour of the AF1 aggregate (highest particle index value), it is possible to see that it showed higher values in parameters related to tenacity of the aggregate-binder bonds, therefore, a better adhesion between the asphalt binder and the aggregate's surface. On the contrary, the adhesion granted by the binder to the AF2 aggregate (lower particle index value) was noticeably lower.

As Airey has pointed out (Airey G. , 2011), these results may be so given that the more irregular-shaped aggregates that obtained a higher particle index value, has more texture and contact surface among aggregates, therefore, their aggregate-binder bonds are more resistant than those of aggregates with a lower particle index value.

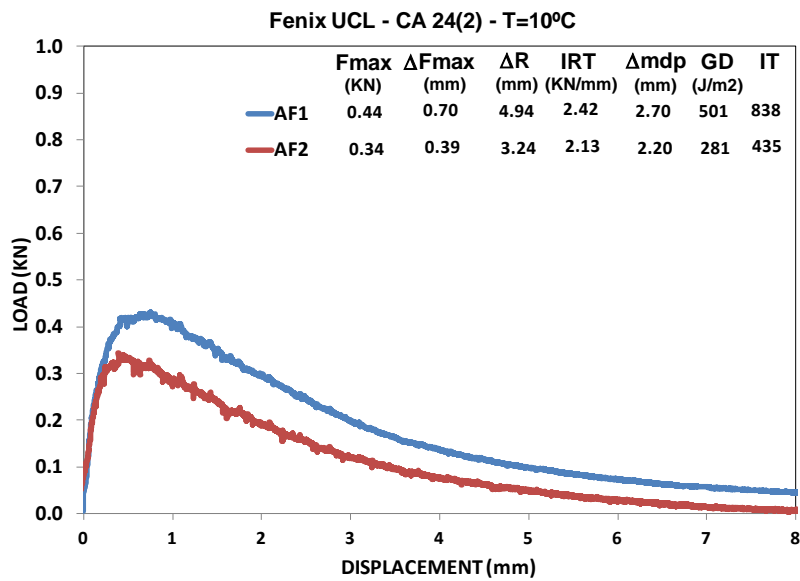


Figure 7. Load vs. displacement output curves according to aggregate type evaluated.
(Source: own elaboration)

Conclusions

The methodology proposed, based on the application of the modified Fenix test over specimens manufactured with the UCL Method aggregate gradation, allows characterizing adhesive properties of asphalt binders to aggregates, based on mechanical parameters such as stiffness, deformation capacity and tenacity of unions between asphalt binders and aggregates; being tenacity index the one that best evaluates this last property: the higher the tenacity index, the better the

adhesive capacity an asphalt binders has. By using this methodology, it is possible to analyse the effects of temperature, water and ageing in the adhesive capacity of binders in contact with aggregates, after conditioning the specimens manufactured according to the UCL procedure. Besides, the Fenix test modified method allows evaluating the adhesive capacity of the asphalt binders, taking into account the physical characteristics of the aggregate.

Acknowledgments

The present article is the result of the research supported by CONICYT program, conducted within the framework

of the FONDECYT INICIACION Project N° 11130723.

References

- Aguiar, J., Loria, L., Salazar, J., Villegas, E., Corrales, J. and Hajj, E. (2013). Evaluation of Adhesion Properties of Costa Rican Asphalt Mixtures Using the Bitumen Bond Strength (BBS). 92th Annual Meeting of the Transportation Research Board. Washington.
- Airey, G. (2003). State of the Art Report on Ageing Test Method for Bituminous Pavement Materials. The International Journal of Pavement Engineering, 4, 165-176.
- Airey, G. (2011). Adhesion and Moisture Damage Characterization of Asphalt Mixtures. Asphalt Seminars. Granada.
- Airey, G., Collop, A. Z., and Elliot, R. (2007). Moisture Damage Assessment of Asphalt Mixtures Using the UK SATS Test. Transportation Research Board 86th Annual Meeting. Washington.
- Botasso, G., Balige, M., González, R., Bisio, A., and Berardo, A. (2005). Nueva Metodología para la Valoración de la Adherencia árido ligante. XIII Congreso Ibero-Latinoamericano del Asfalto. San Jose.
- Caro-Spindel, S., & Alvarez-Lugo, A. (2002). Evaluación de la Susceptibilidad al Daño por Humedad de Mezclas Asfálticas Empleando Propiedades Termodinámicas. Revista Facultad de Ingeniería Universidad de Antioquia, 95-104.
- Chen, J., Chan, M., & Lin, K. (2005). Influence of Coarse Aggregate Shape on The Strength of Asphalt Concrete Mixtures. Journal of the Eastern Asia Society for Transportation Studies, 1062-1075.
- Jakarni, F. (2012). "Adhesion of Asphalt Mixtures". PhD Thesis. University of Nottingham (English Thesis).
- Lu, X., & Isacsson, U. (2002). Effect of aging on bitumen chemistry. Construction and Building Materials (16), 15-22.
- Malan, G., Straus, P., & Hugo, F. (1989). A Field Study of Premature Surface Cracking in Asphalt. Association of Asphalt Paving Technologists (58), 142-162.
- Miró, R., Martínez, A., Pérez, F., Botella, R., and Valdés, G. (2012). Assessment of Cracking Resistance of Bituminous Mixtures by Means of FENIX Test. 7th RILEM International conference on Cracking Pavement. The Netherlands.
- Moreno, F., García, G., Rubio, M., & Martínez, M. (2014). Analysis of the moisture susceptibility of hot bituminous mixes based on the comparison of two laboratory test methods. *DYNA*, 49-59.
- Moreno, H., & Varela, J. (1985). Geología, volcanismo y sedimentos piroclásticos cuaternarios de la Región Central y Sur de Chile. En J. Tosso, Suelos volcánicos de Chile (págs. 491-526). Santiago: Instituto de Investigaciones Agropecuarias.
- Nesnas, K., and Nunn, M. (2004). A Model For Top-Down Reflection Cracking in Composite Pavements. Fifth International RILEM Conference on Reflective Cracking in Pavements, Limogoes.
- Norambuena, J., Castro, D., Del Coz, J., & García, P. (2011). Simulación numérica de una mezclas asfáltica usando MEF y

diseño de experimentos. *Revista de La Construcción*, 5-15.

Pérez, F., & Bardesi, A. (2006). *Manual para la Caracterización de Ligantes y Másticos Bituminosos*. Madrid: Repsol YPF.

Pérez, F., & Miró, R. (2001). Procedure for the Evaluation of Asphalt Binders Ageing in Contact with Aggregates and Application of this Procedure to Analyze the Influence of the Aggregate Type on Binder Ageing. *Road and Materials Design*, 97-110.

Pérez, F., & Miró, R. (2002). Nuevos Ensayos para la caracterización de Ligantes Y Mezclas Asfálticas. *Revista Carreteras*, 28-29.

Read, J., & Whiteoak, D. (2003). *The Shell Bitumen Handbook (5th Edition)*. London: Thomas Telford Publishing.

Valdés, G., Calabi, A., Miró, R., & Osses, R. (2013). Caracterización Funcional de La Cohesión de Los Cementos Asfálticos Utilizados en Chile Mediante el Procedimiento UCL. XVII Congreso Ibero-Latinoamericano del Asfalto. Antigua Guatemala.

Valdés, G., Pérez-Jiménez, F., & Botella, R. (2009). Ensayo Fénix, una nueva metodología para medir la resistencia a la fisuración de mezclas asfálticas. *Revista de la Construcción*, 8(1), 114-125.

Valdés, G., Miró, R., Martínez, A., & Calabi, A. (2014). Effect of the physical properties of aggregates on aggregates - asphalt bond measured using the UCL method. *Construction and Building Materials* (73), 399-406.