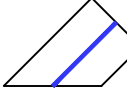
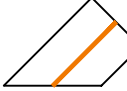
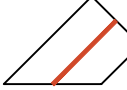
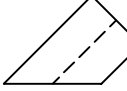
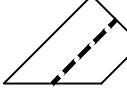
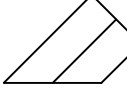
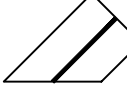






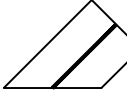
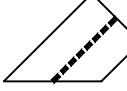

LLEENDA

-  CLAVEGUERAM UNITÀRIA
-  IMPULSIÓ AIGÜES RESIDUALS
-  COL·LECTOR EN ALTA
-  DE Ø125 A Ø600
-  DE Ø630 A Ø2000
-  DE 50X50 A 500X850
-  DE 800X550 A 1250X1000

ACCESSORIS

-  Pou de la xarxa de clavegueram
-  Reixes i imbornals
-  Ebar, estació de bombament d'aigües residuals

EDAR

-  Estació depuradora d'aigües residuals de Sallent i Artés
-  LÍMIT DEL TERME MUNICIPAL
-  LÍMIT DEL SÒL URBÀ
-  LÍMIT DEL SÒL URBANITZABLE

PLANTA GENERAL 1/500