

# The Open Access Observatory

An initiative to monitor the open access landscape

Anna Rovira<sup>1</sup>, Ignasi Labastida<sup>2</sup>

<sup>1</sup>Universitat Politècnica de Catalunya, <sup>2</sup>Universitat de Barcelona

47th LIBER Annual Conference, Lille, 6th July 2018



Objectives

The Open Access landscape

Initial measurements

The Observatory

Monitoring the current situation of OA in our institutions

Estimation of publishing costs

Conclusions

Monitor open access in order to

- See the real situation on open access
- Take decisions based on evidences
- Examine the effectiveness of institutional mandates
- Make comparisons with other institutions
- Increase open access in Catalan universities

# The Open Access Landscape

---

Researchers publish in journals and deposit in repositories, but...

How many publish in fully open access?

How many use the hybrid model?

Which is the rate of deposition in repositories?

Institutions and funders have adopted policies or mandates, but what is their fulfilment?

# Institutional Policies

---

- 2009 Institutional Open Access Policy at UPC
- 2010 Interuniversity Council of Catalonia calls for open access policies for all Catalan universities
- 2011 Institutional Open Access Policy at UB
- 2014 Changes at UPC: Approval for awarding research activity points solely for open access publications


# Funders' Policies

---

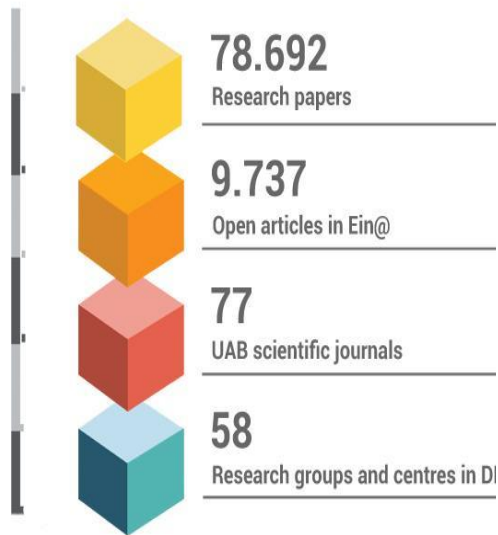
The main funders' policies on open access concerning Catalan researchers

- Spanish Law 14/2011 on Science, Technology and Innovation
- Pilot on Open Access from 7th EU Research Framework Programme
- Requirements on Open Access from Horizon 2020

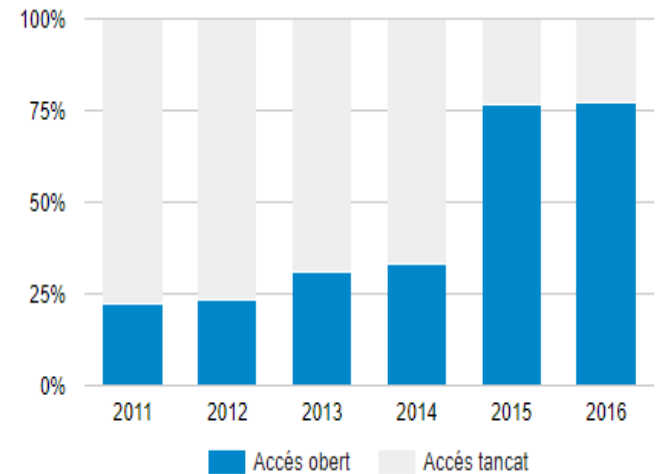
# Initial measurements: thermometers



**Universitat de Barcelona  
2016**



**Universitat Autònoma de Barcelona  
2017**



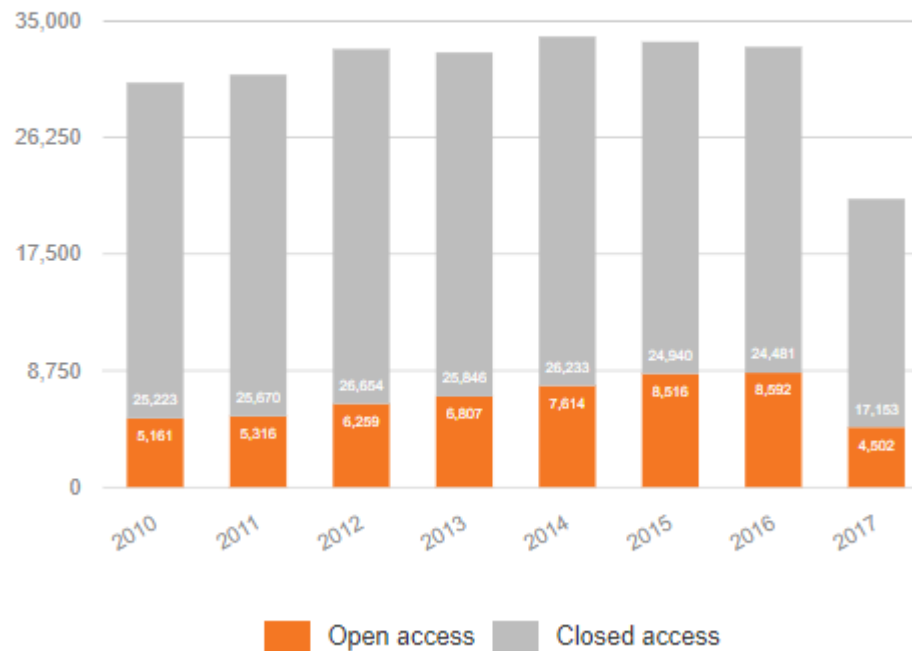
**Universitat Politècnica de Catalunya  
2018**

# Initial measurements



## Open and closed access scholarly publications

The average of open access publications between 2010 and 2017 is 27%



Based on data from February 2018

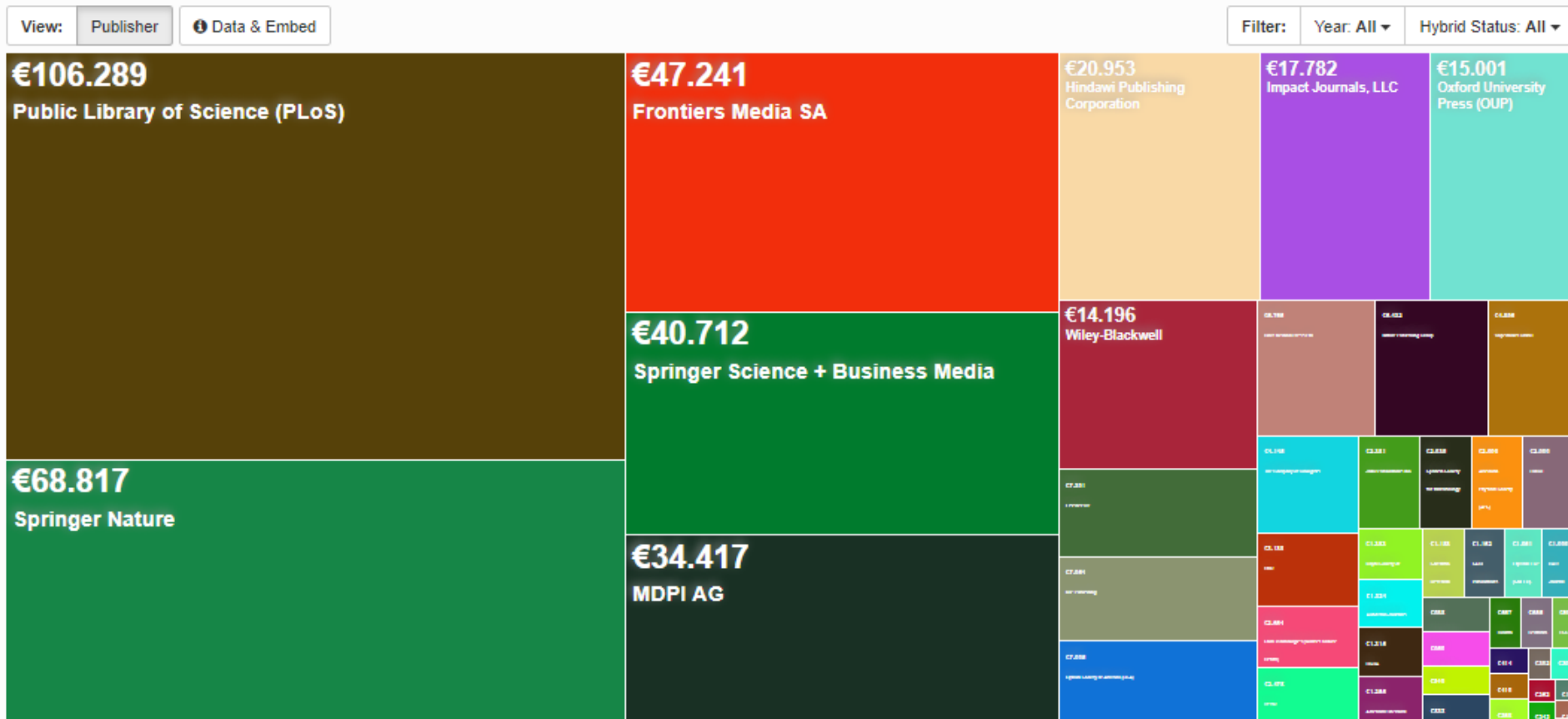
**Catalan Research Portal  
2017**



# Initial measurements

## APC funds from 2010-17

UNIVERSITAT DE BARCELONA



# The origins of the Observatory

---

July 2016 the libraries of UB and UPC meet to strength collaboration and find possible common projects: the work on Open Access appears as a result of that meeting

Two universities with different features:

- Multidisciplinary ↔ technological
- Different strategies to promote open access

# Tasks of the Observatory

---

- Create a website: the Open Access Observatory
- Measure the current situation of open access in our institutions, including data from previous years to see an evolution
- Make estimations of publishing costs
- Gather as many data as possible to make realistic estimations
- Include other universities and research centres to make the full picture in Catalonia

## oao observatori de l'accés obert open access observatory

BIBLIOTÈCNICA ▶ UB-UPC Open Access Observatory

- ▶ Introduction
- ▶ Methodology
- ▶ Results
  - ▶ UB
  - ▶ UPC
  - ▶ UB-UPC

## UB-UPC Open Access Observatory

### Introduction

This observatory aims to monitor the status of Open Access in the [Universitat de Barcelona](#) and the [Universitat Politècnica de Catalunya](#). On the one hand, it is wanted to measure and show the open scientific production of these institutions and on the other one it is wanted to analyze the costs and the habits of the investigators when publishing openly.

Following the initiatives of other countries such as Denmark, this observatory wants to bring together the results of several research institutions obtained from the same methodology and have aggregate information.

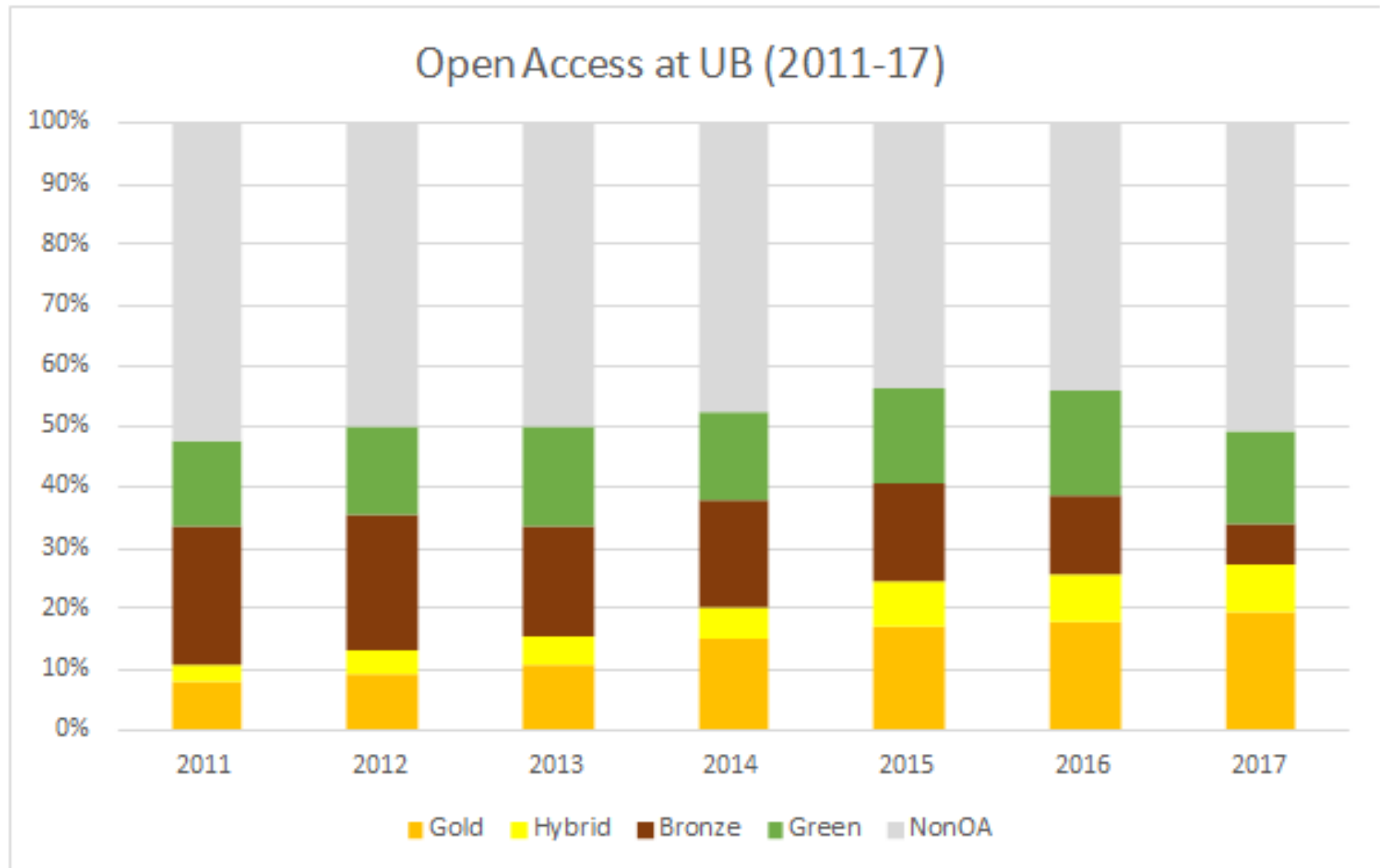
<http://bibliotecnica.upc.edu/observatori>

# The current situation on Open Access

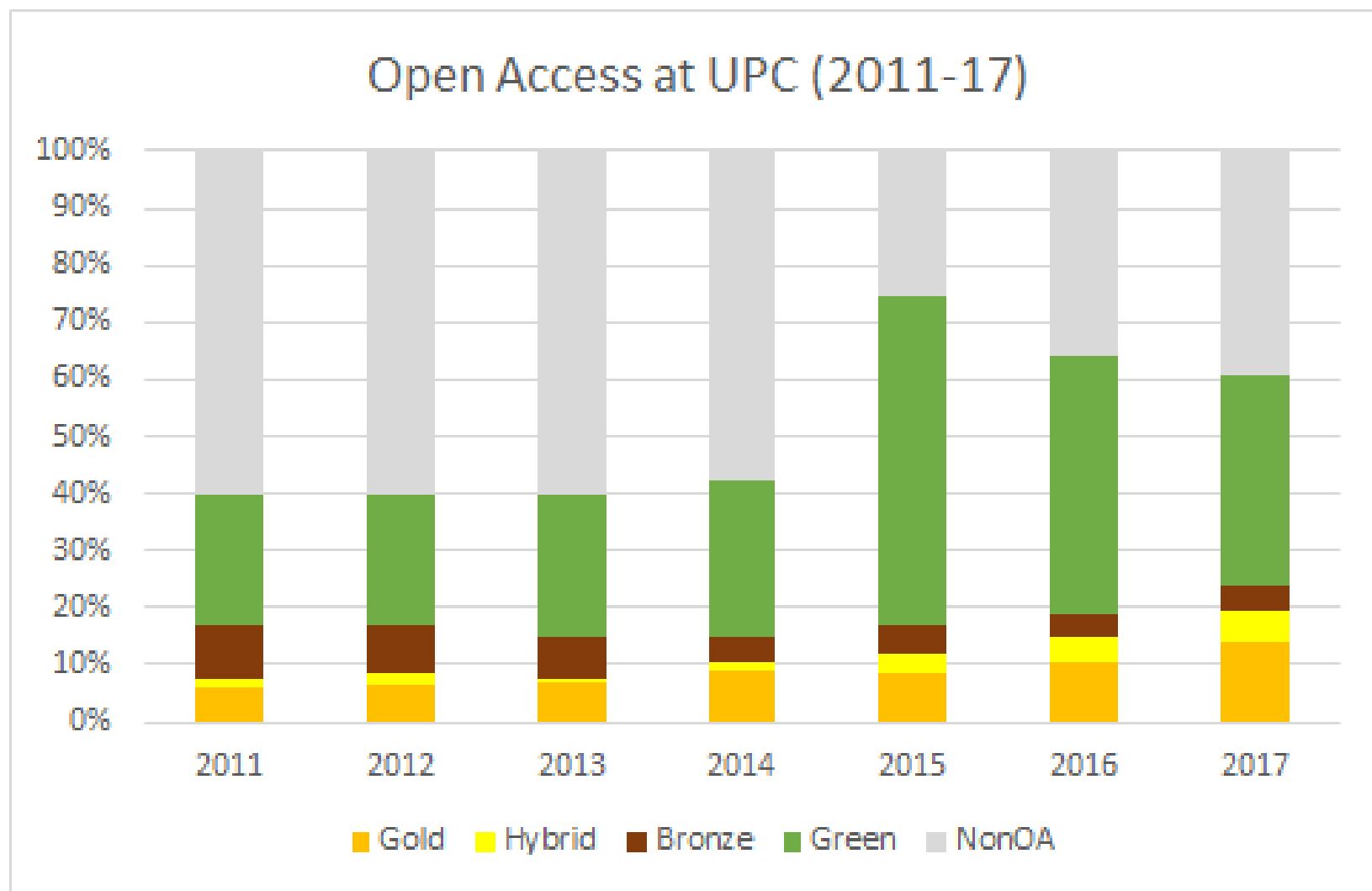
---

- Period of time: 2011-2017 to see the impact of the institutional and funders' policies
- Yearly data from Web of Science and Scopus limited to articles, merging yearly productions and eliminating items without DOI
- Use the API from Unpaywall to classify open access:
  - Non Open Access, Green, Bronze, Hybrid, Gold

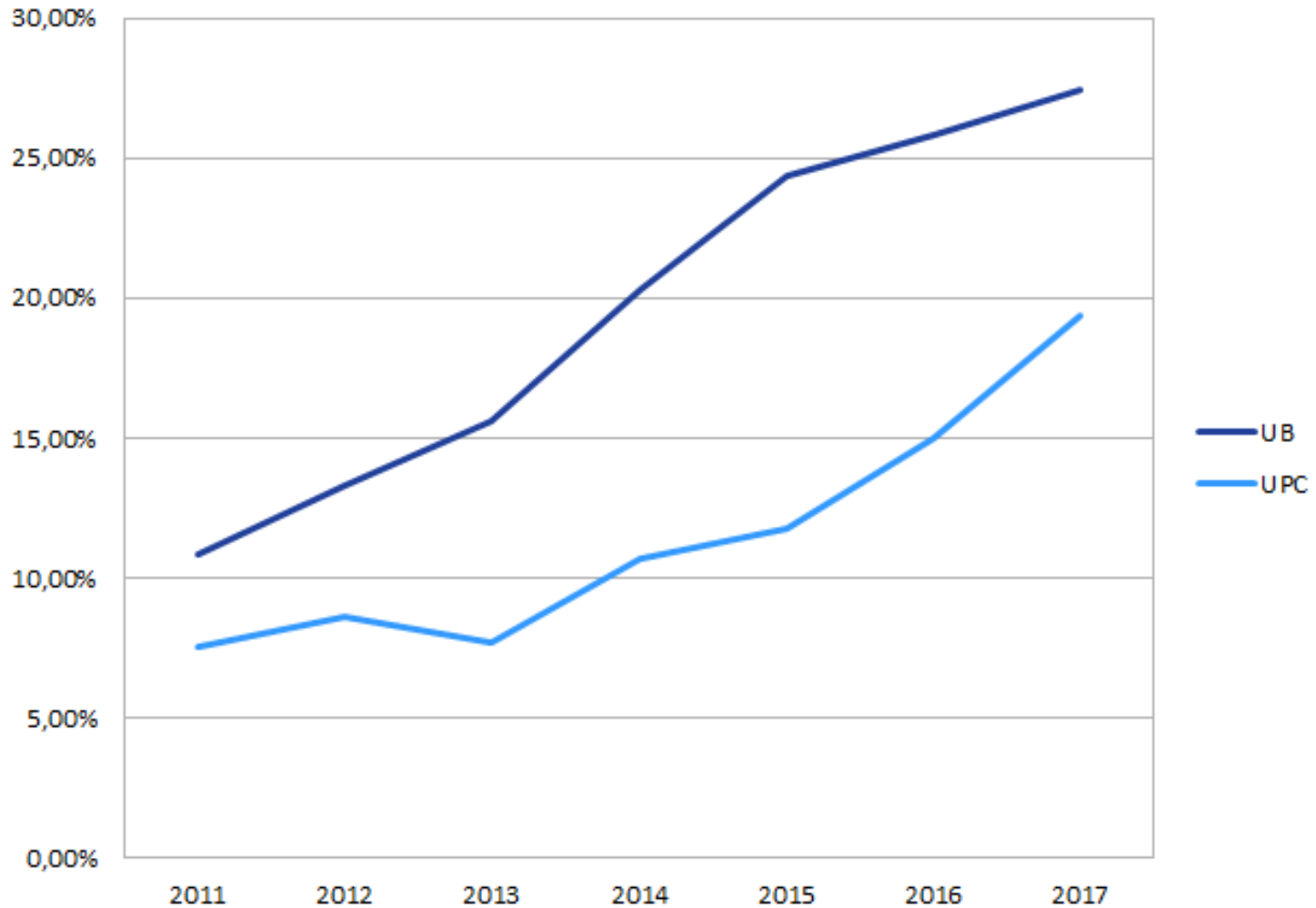
# The current situation: results



# The current situation: results



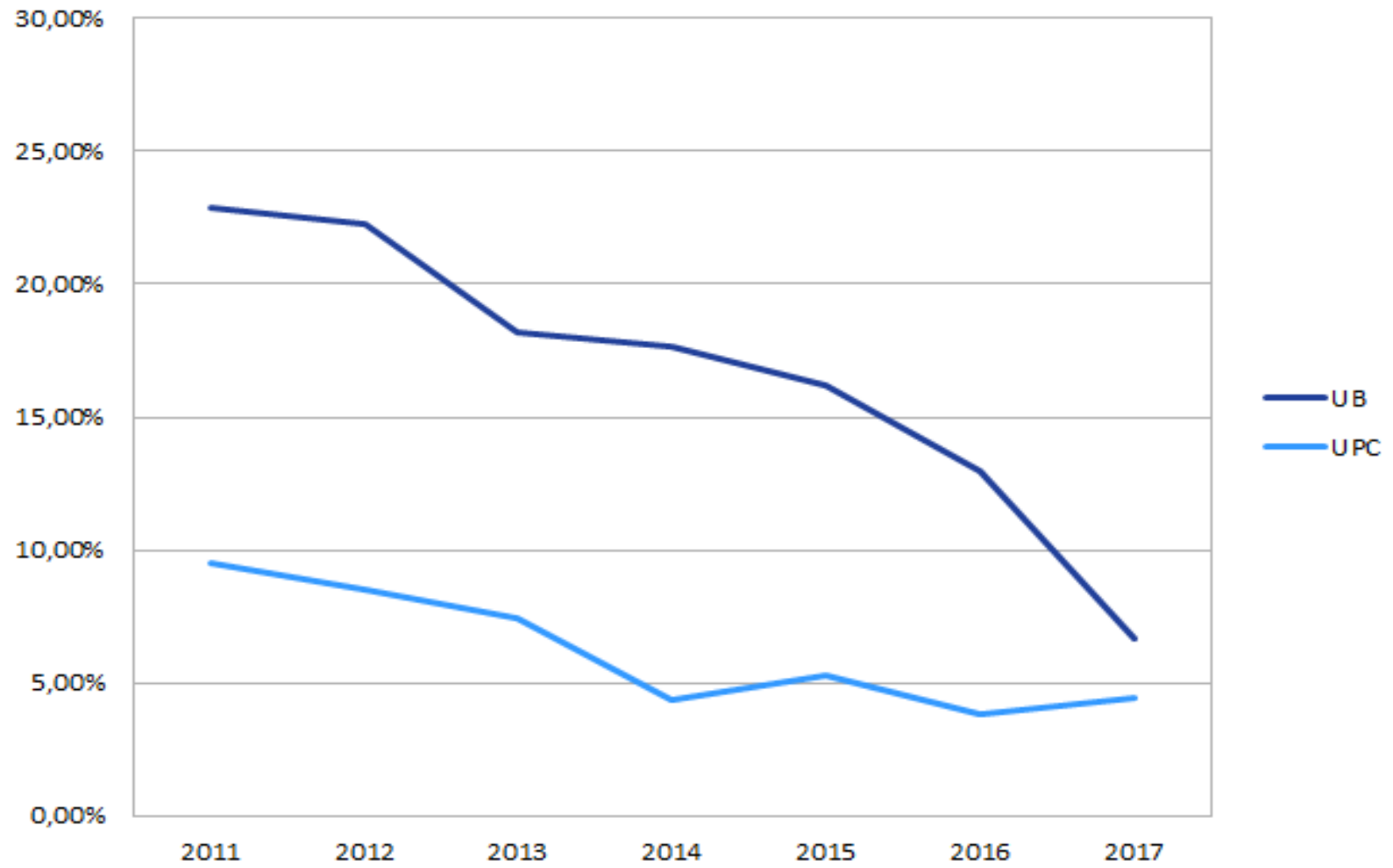
# The current situation: results



The growth of gold and hybrid

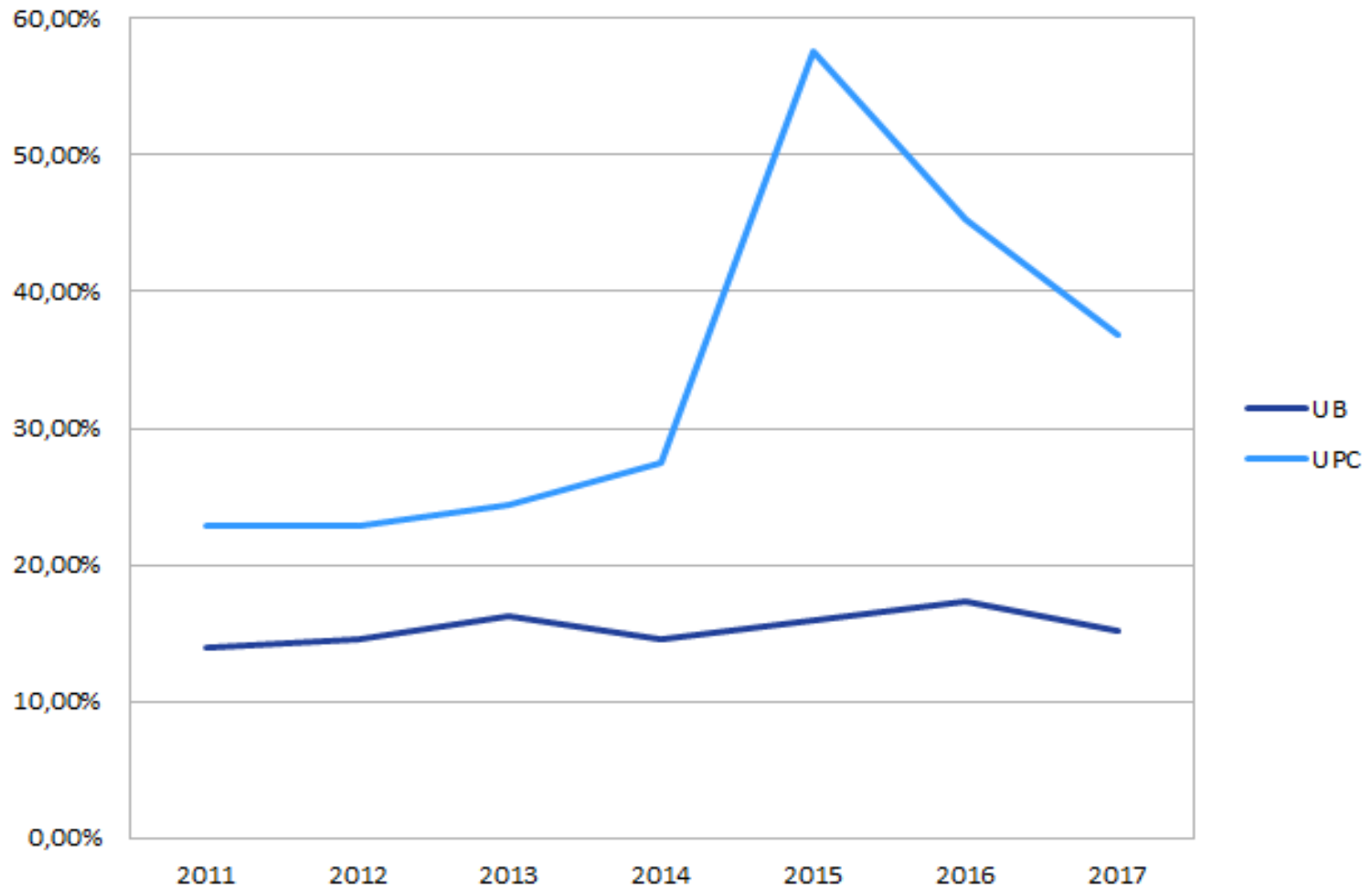


# The current situation: results



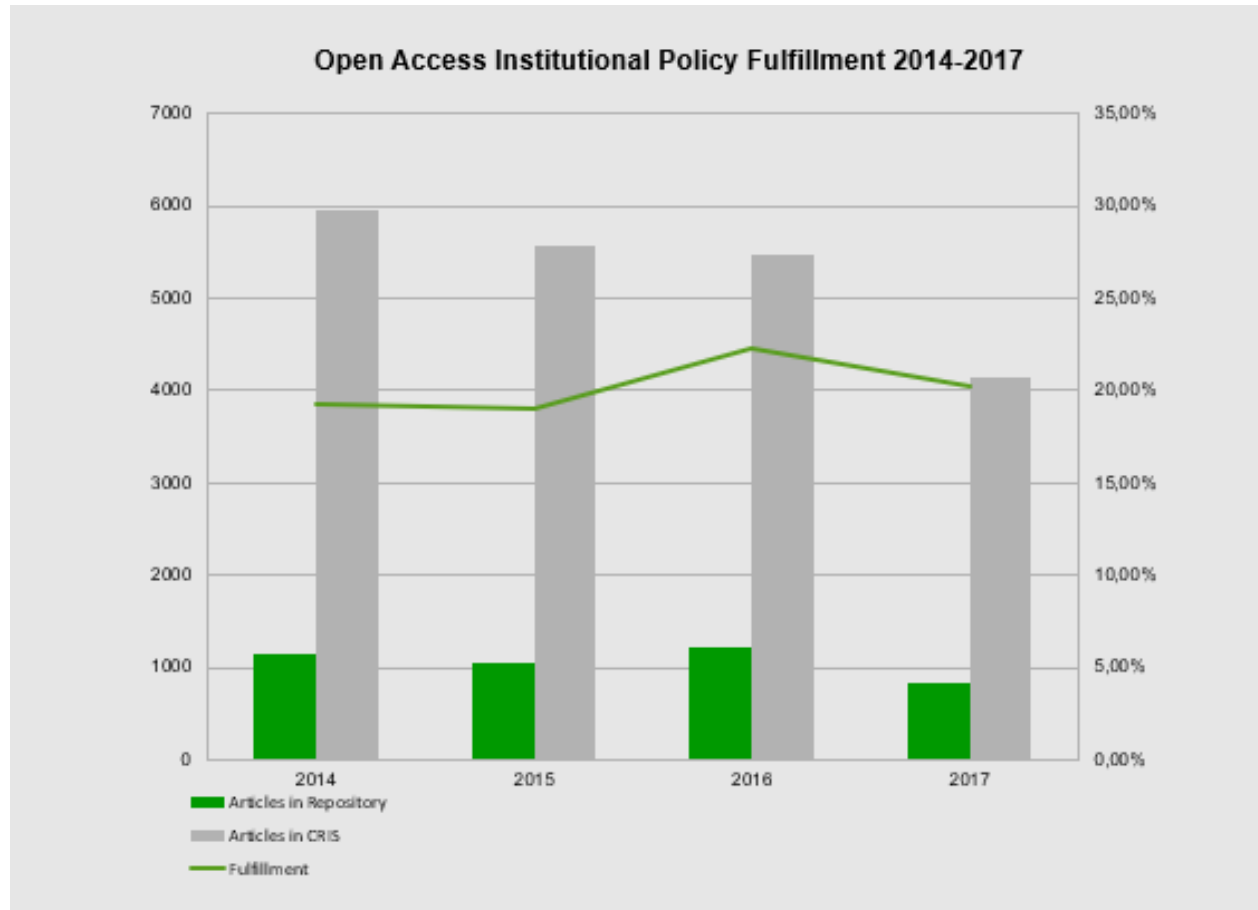
The behaviour of bronze

# The current situation: results

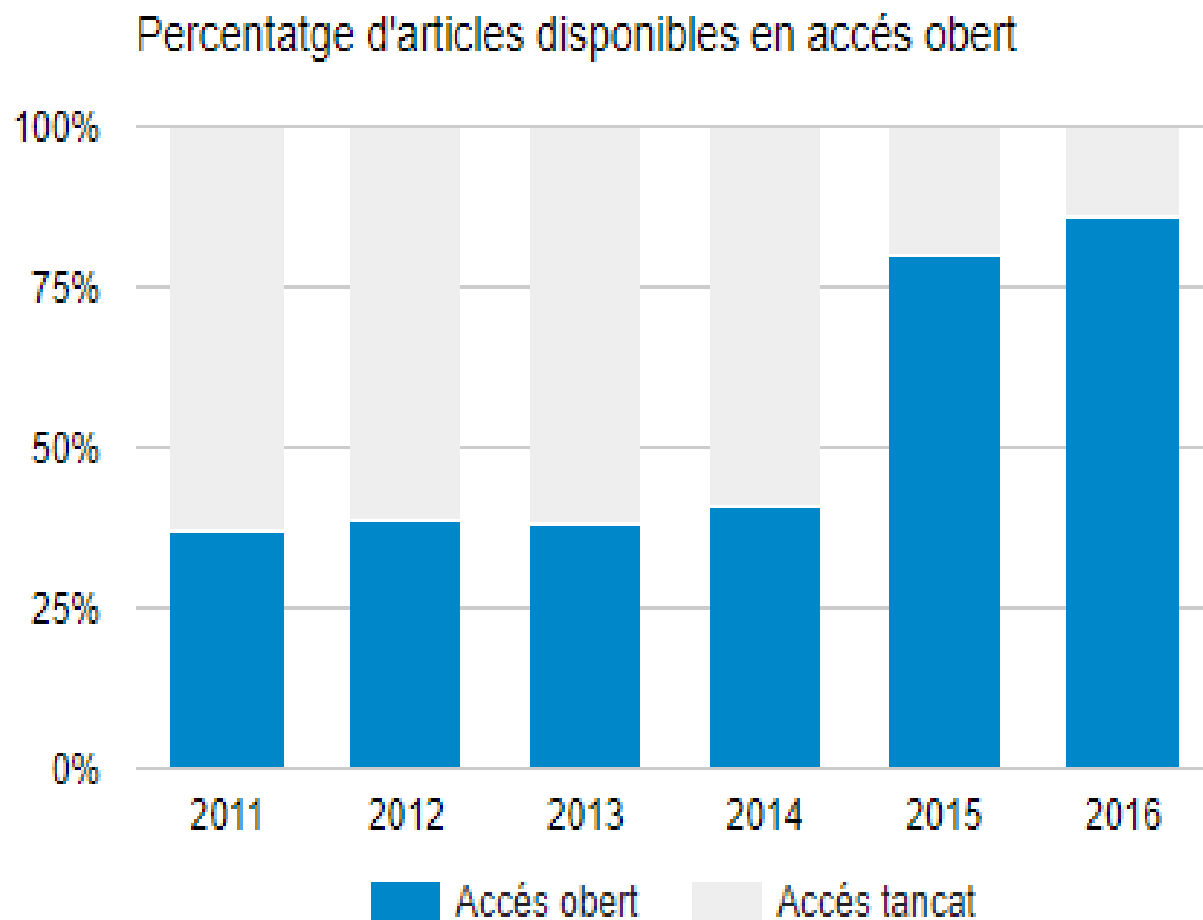


The effect of strong mandates

# The current situation: results



# The current situation: repositories



# Caveats from the current methodology

---

- Restricted to Web of Science and Scopus
- No identification of the embargoed items in repositories
- Restricted to items with DOI
- Some identified errors when identifying licenses
- The “Bronze” journals
- Limited accuracy

# Updates and future improvements

---

- A yearly update around June to identify some self-archive activity on previous year
- Update measurements from 2011 to find changes in green and bronze
  
- Include items from institutional CRIS
- Include known situations of items without DOI
- Consider new tools and methodology
- Extend the scope of the analysis beyond articles

# Estimating publishing costs

---

Currently institutions pay not only for accessing to scientific results but to publish them. It is not new, but the costs are increasing

Picturing future scenarios the identification of these current costs are needed

Some institutions have a control of these costs because payments are centralised

# Estimating publishing costs

---

List of publications

Filter by corresponding author

Using DOI and ISSN to get information of costs from publishers

Use especial cases: known costs, funds, discounts, vouchers, offsets...

Some caveats:

Unpaywall limitations

Information about APC costs

Currency fluctuations



# Estimating publishing costs

---

A case from the Universitat de Barcelona, 2017

92 Institutional Open Access Funds, cost 101.056,63 EUR

17 Vouchers from RSC, included in the Gold for Gold

25% Discount MDPI, 1400 EUR

Estimated Publishing Cost 596.931,36 EUR

Total Estimated Publishing Cost ~ 700.000 EUR

# Conclusions

---

- We have established an observatory to monitor the open access landscape in Catalonia
- We want to become a reference in the open access measurements
- The methodologies used can be replicated in any institution and in any country
- There are known limitations but the goal is to identify tendencies and behaviours and not to have a full accuracy
- Decisions should be taken with data and evidences

# Thank you! Gràcies!

[anna.rovira@upc.edu](mailto:anna.rovira@upc.edu)

[ilabastida@ub.edu](mailto:ilabastida@ub.edu)

