

TRADICIÓ

Chinese family structure and values hard to shake
By Liu Zhihua (China Daily)

Chinese older people
A need for social inclusion in two communities
By Kerrie Main



Chinese Family Values

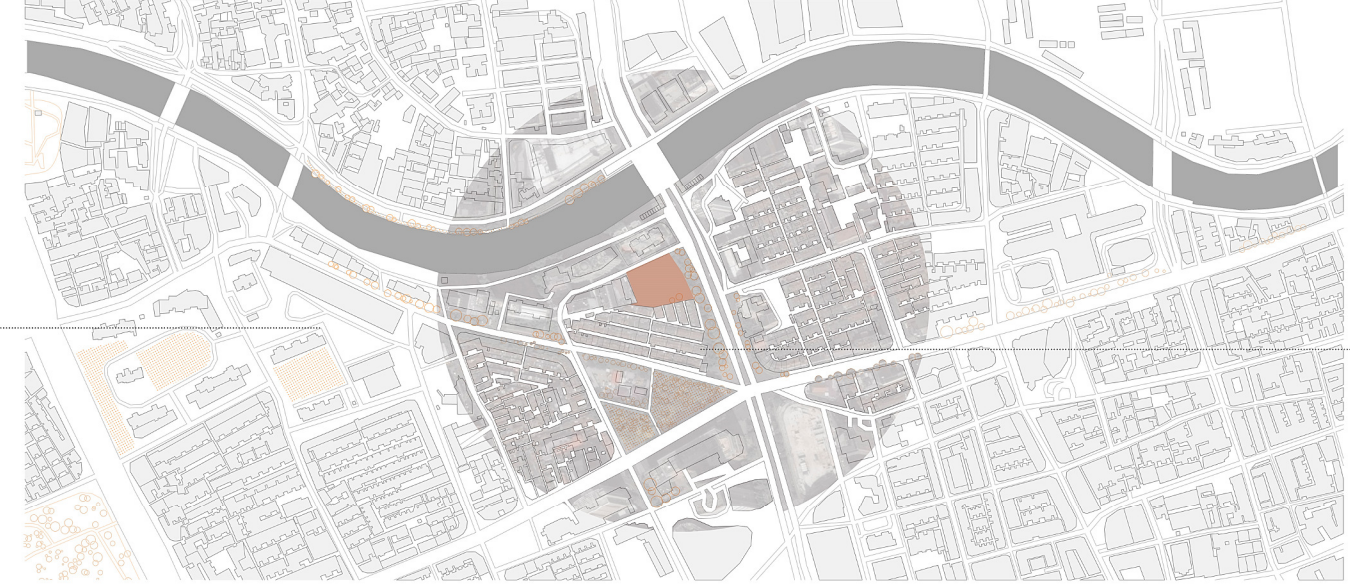


While China has increasingly adopted Western influences, the traditional family structure is still highly valued and holds a prominent position in the Chinese culture. Both traditional and modern Chinese families have similar values and morals to one another, and these have been a part of daily life for many centuries.

PLANOL GENERAL



Plànol general entorn pròxim



Tian Wei diu: "La meua família és la única cosa que em queda després de la mort de la meua esposa".
"Vull passar la major part del temps amb ells, cuidar dels meus nets, i ajudar-los en el màxim que pugui sense ser un estorbo per ells".
"Un cop expropiat, em veig forçat a viure amb ells si no vull separar-me de la meua família".
"Els nous pisos que ens ofereixen són nous, però semblen una persò".



ACTUALITAT

100 Million Elderly: China's Demographic Time Bomb

By Staff / E.O. / Worldrunch | Wednesday, Aug. 31, 201

Like Tweet G+ Share

Worldrunch

This post is in partnership with Worldrunch, a new global-news site that translates stories of note in foreign languages into English. The article below was originally published in Economic Observer.

BEIJING — Proof is multiplying that China is aging at an alarming pace. If measured by international standards, China has been an aging society since 1999, announced Li Jianguo, vice chairman of China's National People's Congress. Li's remarks, as reported by Xinhua Net, were made during the presentation of the NPC Standing Committee's law-enforcement report on the Elderly Protection Act. According to this report, in November 2010, China had 178 million people over 60 years old, of which 119 million are over 65. That accounts for, respectively, 13.06% and 8.87% of the total population, and makes China the only country on the earth with more than 100 million elderly people.

'Eldergartens' soothe China's aging pain

2015-10-27 11:19 Xinhua Web Editor: Yan Lan



Nursing homes, more Chinese old people's final choices

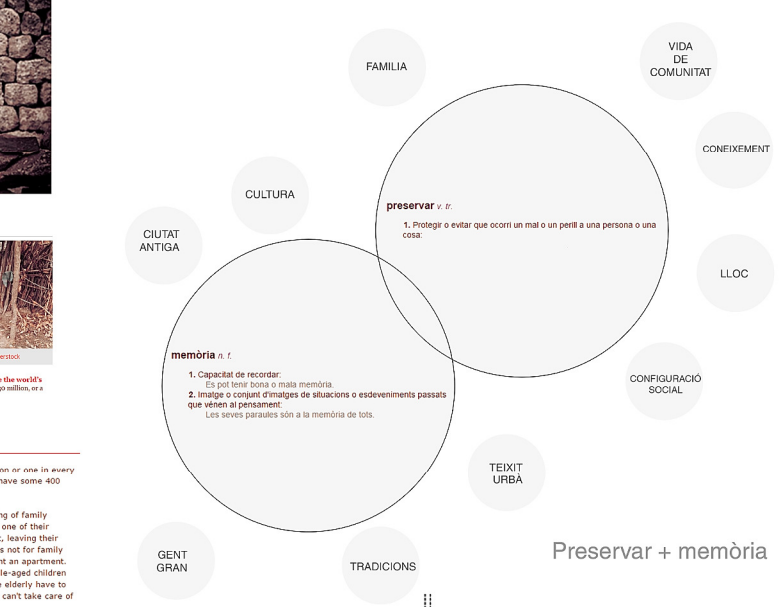
www.dfc.cn 2015-10-27 11:19 Xinhua Web Editor: Yan Lan



The proportion of people above 65 in China will surpass that of Japan in 2030, which will make China the world's most aged society, according to a report released Friday by Chinese Academy of Social Sciences (CASS), China News Service reported.

Population of China (2015 and historical)

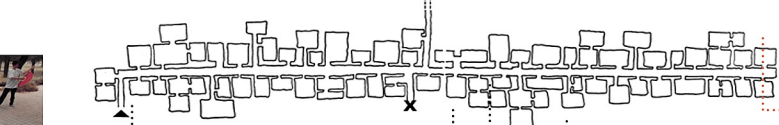
Year	Population	Yearly % Change	Yearly Migrants (net)	Median Age	Fertility Rate (P/Rcr)	Density	Urban Pop %	Urban Population	Country's share of World Pop	Global Rank		
2015	1,401,586,609	0.61%	8,353,029	-390,000	36.0	1.66	146	56%	779,262,155	19.13%	7,324,782,225	1
2014	1,393,783,836	0.59%	8,217,299	-313,996	35.7	1.66	145	54%	756,300,115	19.24%	7,243,784,121	1
2010	1,359,821,465	0.62%	8,328,926	-376,821	34.6	1.63	142	49%	669,385,714	19.66%	6,916,183,482	1
2005	1,318,176,835	0.58%	7,549,650	-459,611	32.2	1.55	137	43%	560,515,154	20.24%	6,514,094,605	1
2000	1,280,428,583	0.68%	8,579,431	-121,400	29.6	1.56	133	36%	459,379,363	20.90%	6,127,700,428	1
1995	1,237,570,429	1.21%	14,420,492	-164,731	26.9	2.05	129	31%	383,152,106	21.55%	5,741,822,412	1
1990	1,165,428,967	1.87%	20,626,900	-47,261	24.8	2.87	121	26%	306,162,727	21.90%	5,320,816,667	1
1985	1,062,299,217	1.54%	15,656,708	-51,614	23.6	2.69	111	23%	242,990,323	21.84%	4,863,601,517	1
1980	984,015,677	1.50%	14,089,050	-85,663	22.1	3.01	103	19%	190,485,755	22.12%	4,449,048,798	1
1975	913,570,229	2.33%	19,838,503	-222,825	20.5	4.77	95	17%	158,961,220	22.44%	4,071,020,434	1
1970	814,377,714	2.74%	20,566,226	-2,547	19.4	5.94	85	17%	141,701,722	22.06%	3,691,172,616	1
1965	711,546,684	1.80%	12,173,294	-211,766	19.8	6.11	74	18%	128,690,315	21.37%	3,329,122,479	1
1960	650,680,114	1.60%	9,937,000	-1,633	21.3	5.48	68	16%	105,429,699	21.50%	3,026,002,942	1



Limits pròxims - perímetre



Zoom als Lilongs (El d'estudi i projecte)



Vistes situació actual

Focus d'intervenció i direccions de demolició

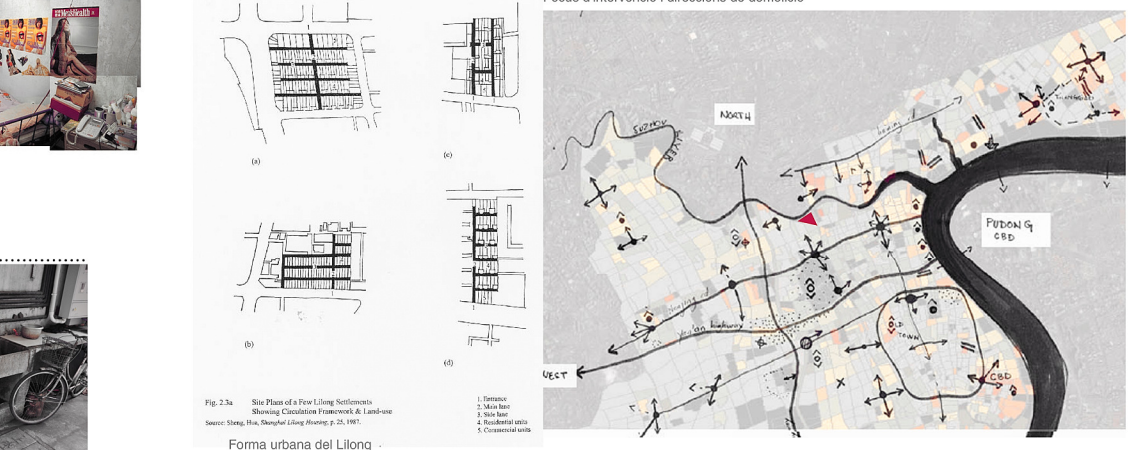


Fig. 2-3a Site Plan of a Few Lilong Settlements (Showing Circulation Framework & Land-use)

L'increment del preu del sòl es tradueix en un setge pels propietaris de shikumen
35.000.000m2 lilong / shikumen Més de 2.700 torres en els últims 10 anys

